

W. L. MARBLE.
 MEANS FOR ATTACHING SUPPLEMENTAL BARRELS TO FIREARMS.
 APPLICATION FILED SEPT. 8, 1910.

990,575.

Patented Apr. 25, 1911.

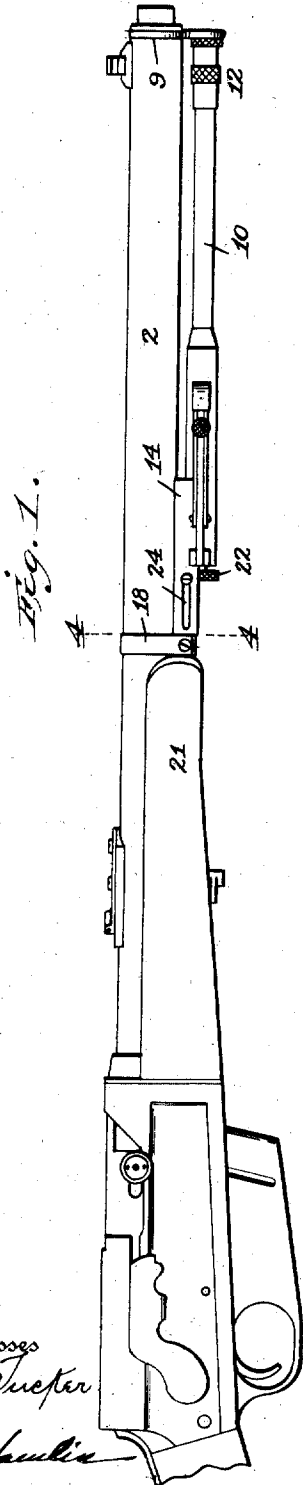


Fig. 4

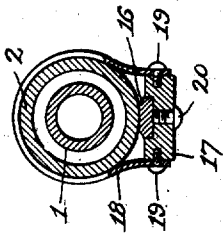


Fig. 6.

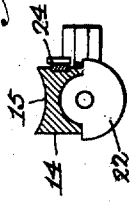


Fig. 3.

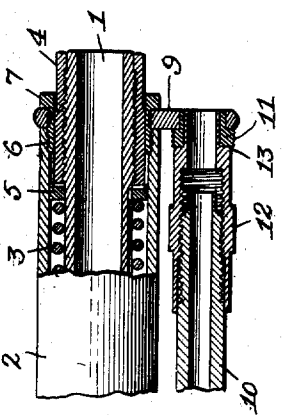


Fig. 5

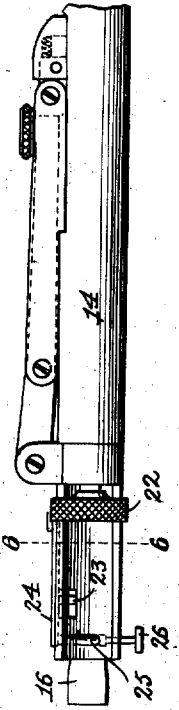
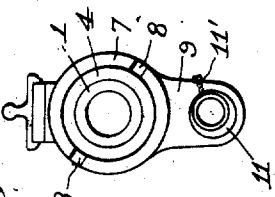


Fig. 2.



Witnesses
 R. B. Tucker
 C. H. Paulin

Inventor
 Webster L. Marble
 By J. P. Atkinson
 Attorney

UNITED STATES PATENT OFFICE.

WEBSTER L. MARBLE, OF GLADSTONE, MICHIGAN.

MEANS FOR ATTACHING SUPPLEMENTAL BARRELS TO FIREARMS.

990,575.

Specification of Letters Patent. Patented Apr. 25, 1911.

Application filed September 6, 1910. Serial No. 580,617.

To all whom it may concern:

Be it known that I, WEBSTER L. MARBLE, a citizen of the United States, residing at Gladstone, in the county of Delta and State of Michigan, have invented new and useful Improvements in Means for Attaching Supplemental Barrels to Firearms, of which the following is a specification.

This invention relates to firearms, and its object is to provide an ordinary rifle or shot gun with an additional or supplemental barrel adapted to use ammunition of much smaller caliber than the regular barrel or barrels, so that the hunter can kill small game without consuming the large and more expensive cartridges necessary for said regular barrels. If one has a gun loaded for large game, one hesitates to use it on small animals, on account of the expense involved in firing a good deal of large ammunition and also because of the danger of tearing to pieces a small bird or animal if a large caliber ball is used. But by means of my small caliber supplemental barrel one can readily pick up small game at small expense.

My supplemental barrel is arranged parallel with the main barrel, and is attached thereto by simple fastening devices which permit it to be easily and quickly taken off when it is not wanted. It is light and inconspicuous, and in some cases it helps the balance of the piece. The catch or trigger for releasing the firing pin is located in such a position that it can be readily operated by the thumb of the left hand, without altering the grip of said hand on the forearm of the gun.

Other features of novelty and the advantages accruing therefrom will appear in the following description:

In the accompanying drawing, which represents the application of my invention to a Remington automatic repeating rifle, Figure 1 is a side elevation of the barrel of such a firearm, with my supplemental barrel secured thereto. Fig. 2 is a front elevation of both barrels. Fig. 3 is a sectional view of the muzzle end of both barrels. Fig. 4 is a cross section on the line 4-4, Fig. 1. Fig. 5 is a larger view of the breech-loading and firing mechanism of the supplemental barrel. Fig. 6 is a cross section on the line 6-6, Fig. 5.

In the Remington automatic rifle, the barrel proper 1 is inclosed in a jacket 2, with an annular space between them for the spring 3 which forms a part of the automatic re-

peating mechanism. The spring is confined by a sleeve 4 which screws on the outside of the barrel at its muzzle; a washer 5 being interposed between the spring and the sleeve. A bushing 6 having a flange 7, in which are notches 8, for a spanner wrench, is screwed into the end of the jacket and centers the barrel therein. I utilize this bushing to clamp a bracket 9 which forms the support for the muzzle of my supplemental barrel 10 of smaller caliber than the main barrel 1. The bracket consists of a plate of metal provided with two holes, one of which fits the outside of the bushing 6. The annular rim of metal surrounding this hole is held between the end of the jacket and the flange 7 on the bushing. Below the jacket the plate is narrower and contains a cylindrical hole in which is screwed a bushing 11, which is bored eccentrically to receive the muzzle end of the supplemental barrel. The muzzle is preferably formed in a sleeve 12 which is screwed upon the front end of the barrel 10, so that by turning said sleeve its shoulder 13, formed preferably by reducing the external diameter of the end of said sleeve, can be forced firmly against the inner end of the bushing 11 enables the supplemental barrel rigidly in place. The eccentricity of the bushing 11 enables the supplemental barrel to be adjusted toward or away from the main barrel to bring it into the proper alinement, by the simple operation of rotating said bushing. When once adjusted it is held in place by a set screw 11'.

The rear end of the supplemental barrel is provided with a breech 14, concaved on its upper side at 15 to fit the under side of the jacket 2, and having a rearwardly projecting tongue 16 which enters a groove in a stirrup 17 fastened to the under side of the jacket, preferably by means of a strap or clip 18 passing up over said jacket and attached to the stirrup by the screws 19. A set screw 20 is tapped through the stirrup and bears against the tongue 16 to hold it rigidly in place; said tongue abutting against the front end of the forearm 21. The mechanism for opening and closing the breech to permit the cartridge to be inserted, and the firing mechanism, form no part of the present invention, having been shown, described and claimed in a companion application Serial No. 555,216, filed April 13, 1910. It may be said, however, that the knurled head, 22, is attached to the firing

bolt or hammer and that when it is drawn back it is caught by the catch 23 secured to the flat spring 24 and protruding through an opening in the breech 14. The trigger 5 25 is a pin extending across the breech and bearing against the free end of the spring. The button 26 on the end of this pin lies in a position to be readily pressed by the thumb of the hunter when his left hand grasps the forearm 21. It will be seen that this supplemental barrel can be easily attached to or detached from the gun; that it is not in the way and does not interfere with the ordinary use of the gun; it is controlled by the customary sights on the gun and can be adjusted to shoot in alinement with the main barrel, and it aids in giving a better balance to the Remington automatic rifle shown in the drawings.

20 Having thus described my invention, what I claim is:

1. The combination with a repeating fire-arm having a barrel inclosed in a jacket, of a bushing screwed into the muzzle end of said jacket, a plate clamped by said bushing, and a supplemental barrel of smaller caliber having its muzzle end supported in said plate.

2. The combination with a repeating fire-arm having a barrel inclosed in a jacket, of a flanged bushing screwed into the muzzle end of said jacket, a plate having an annular portion concentric with the barrel and clamped between the end of the jacket and the flange on the bushing, and a supplemental barrel of smaller caliber supported in the plate.

3. The combination with a repeating fire-arm, of a plate clamped to its muzzle end and provided with a cylindrical hole, an eccentrically bored bushing in said hole, and a supplemental barrel of smaller caliber than the main barrel and having its muzzle end supported in said bushing.

4. The combination with a repeating fire-arm, of a plate clamped to its muzzle end

and provided with a cylindrical hole, an eccentrically bored bushing in said hole, a supplemental barrel of smaller caliber than the main barrel, a sleeve movable lengthwise on the muzzle end of said supplemental barrel, and a shoulder portion on said sleeve engaging with said bushing. 50

5. The combination with a repeating fire-arm, of a plate clamped to its muzzle end and provided with a hole, an eccentrically bored bushing in said hole, a supplemental barrel of smaller caliber than the main barrel, a sleeve screwed on the muzzle end of said supplemental barrel, and a reduced portion on said sleeve entering said bushing. 55 60

6. The combination with a repeating fire-arm, of a supplemental barrel of smaller caliber than the main barrel, a breech for said supplemental barrel having a tongue, a stirrup on which said tongue rests, and means for clamping said stirrup to the main barrel. 65

7. The combination with a repeating fire-arm, of a supplemental barrel of smaller caliber than the main barrel, a breech for said supplemental barrel having a tongue adapted to abut against the forearm of the gun, a notched stirrup in which said tongue is received, and a clip for securing said stirrup to the main barrel.

8. The combination with a repeating fire-arm, of a supplemental barrel of smaller caliber than the main barrel, a breech for said supplemental barrel having a tongue adapted to abut against the forearm of the gun, a notched stirrup in which said tongue is received, a clip for securing said stirrup to the main barrel, and a set screw in said stirrup for securing said tongue. 75 80

In testimony whereof I have signed my name to this specification in the presence of two subscribing witnesses. 85

WEBSTER L. MARBLE.

Witnesses:

DELBERT J. CALDER,
CLAUDE E. HAWKINS.